

CO2 MK9 DETECTOR SET 4 A

CO2 Safety System SET 4 A with amber Horn/Strobe



TECHNICAL DATA

Power supply:	12-24V DC
Number of sensors:	1-8
Communication:	RS485 Modbus
Automatic calibration:	Several times a year

For further data see separate data sheets for the specific components.

ORDERING EXAMPLE

Description	Item code
CO2 Mk9 Detector SET 4 A	2049

CO2 Mk9 Detector SET 4 A consists of:

- CO2 Central Unit Mk9
- Cable red 5m
- CO2 Sensor Mk9
- Cable red 10m
- Cable blue 5m
- Horn/Strobe LED amber with 1m cable
- RJ45 1-1 split
- RJ45 1-2 split
- Transformer 1A
- Plug-UL for transformer
- Plug-CE for transformer
- Plug-AU for transformer
- Plug-UK for transformer
- Plug-lock
- Bag with 6 screws and plug
- Sign CO2 Safety System Mk9
- Sign Horn/strobe Mk9/10
- Installation manual Mk9
- Quick-guide Mk9

FUNCTION

The Carbon Dioxide (CO₂) Safety System is designed to measure CO₂ concentration in a confined space environment. It provides an alarm in the event that a CO₂ level considered unhealthy/dangerous in accordance with existing safety codes, in the area being monitored.

The basic CO₂ Safety System is a precision instrument comprising one central unit (with a digital display), one (up to eight) sensor unit, one horn/strobe. A separate electronic transformer supplies power to the system. The sensor unit uses infrared analysis for detecting CO₂. The System monitors STEL as well as TWA levels of CO₂. The system also provides visible indication of CO₂ levels and temperature in the area where the remote sensor is located. It is displayed on a screen of the Central Unit in most languages. Explaining what to do in different Alarm situations. The CO₂ Safety System performs a self-calibration at regular intervals insuring calibration under normal circumstances. This eliminates the need of manual service calibration in a normal environment.

When installed properly, the CO₂ Safety System will continuously monitor the CO₂ concentration and temperature wherever a sensor unit is located. A green light emitting diode (LED) on the central unit indicates normal safe conditions. If ambient conditions at the CO₂ Sensor reach a CO₂ concentration level of 1.5% (preset low alarm), the central unit will emit an intermittent audible tone and the « low alarm » red LED will blink. A remote Horn/Strobe will flash. This will also happen if the TWA for 8 hours also surpasses 5000 ppm. The difference can be acknowledged on the display. If ambient conditions at the CO₂ Sensor reach a CO₂ concentration level of 3.0% (preset high alarm), the central unit will emit a constant audible tone and the « high alarm » red LED lights. A remote Horn/Strobe will flash and sound.

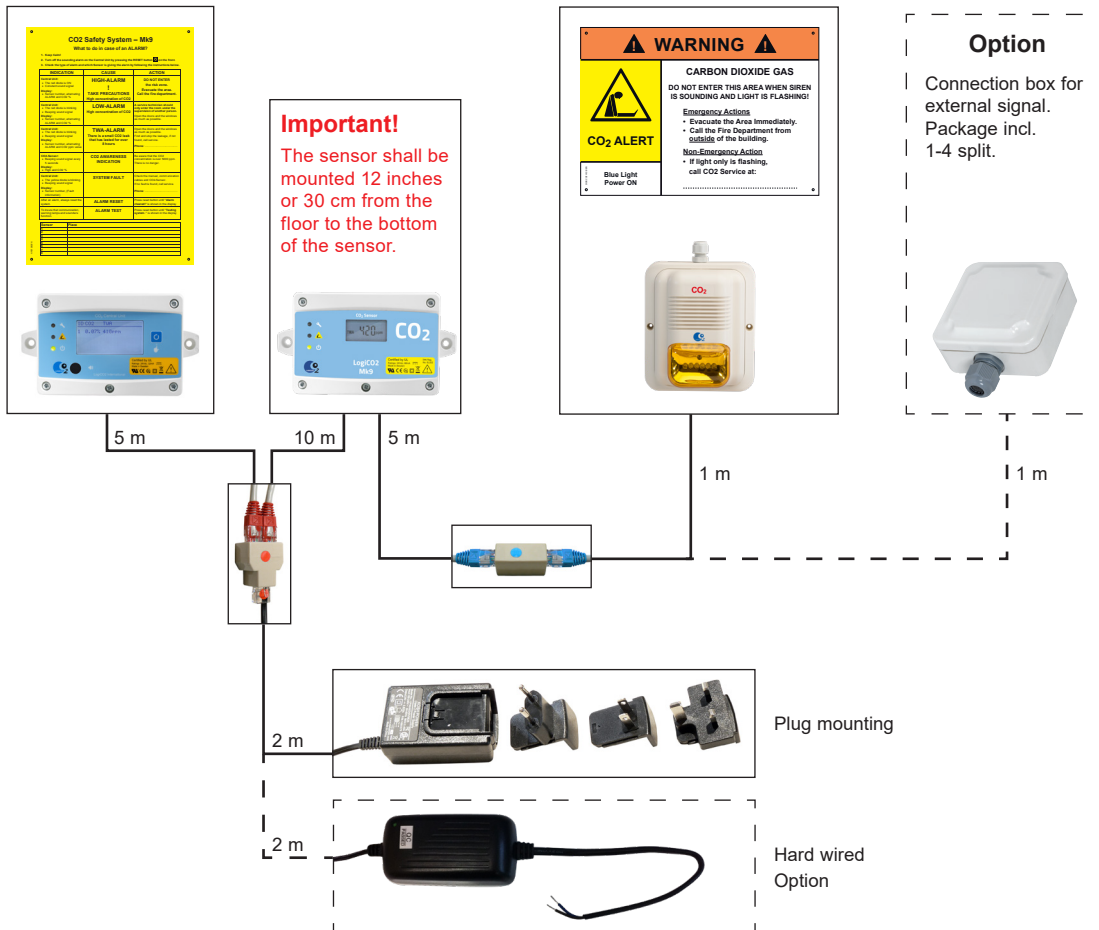
APPROVALS

CE, EN55022 :2006/A1 :2007, EN55024/A2 :2003, EN61000-3-2 : 2006, EN61000-3-3/A2 :2006, AS/NZS CISPR 22 :2006, IEC/EN :IT55022/55024, LNE Règle de certification NF 128 rev 12 Nov 2007 (§2.1.2.4.3.) for the S8 CO₂ Sensor Module. UL Certified. DIN6653-2:2015-06.


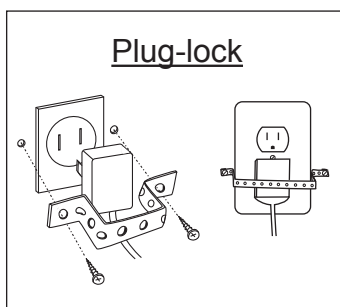
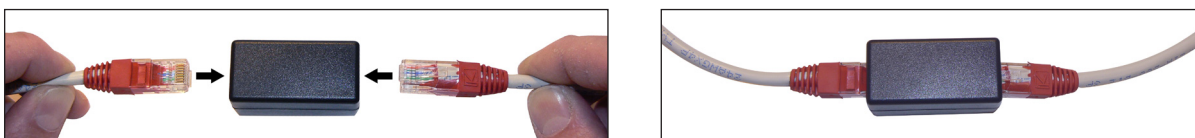
In the United States, the Mk9 system is in compliance with International Fire Code (IFC) 2015 Edition Section 5307.5.2.2, CGA G-6.5 2013, NFPA 55 2013 Edition 13.2.2 and NBIC Part 1 Supplement 3 S 3.4.

In compliance with EU Commission Directive 2006/15/EC of 7 Feb 2006 as well as OSHA – PEL (Permissible Exposure Limit) of TWA for CO₂.


Connection diagram



CABLE EXTENSION CONNECTOR



Cut off the prolongations of the lock-release on the RJ45 connectors to secure unauthorized disconnection of the CO₂ Safety System.



Use a small screwdriver to disconnect the RJ45 plugs.