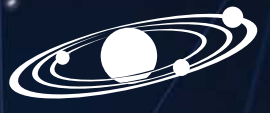


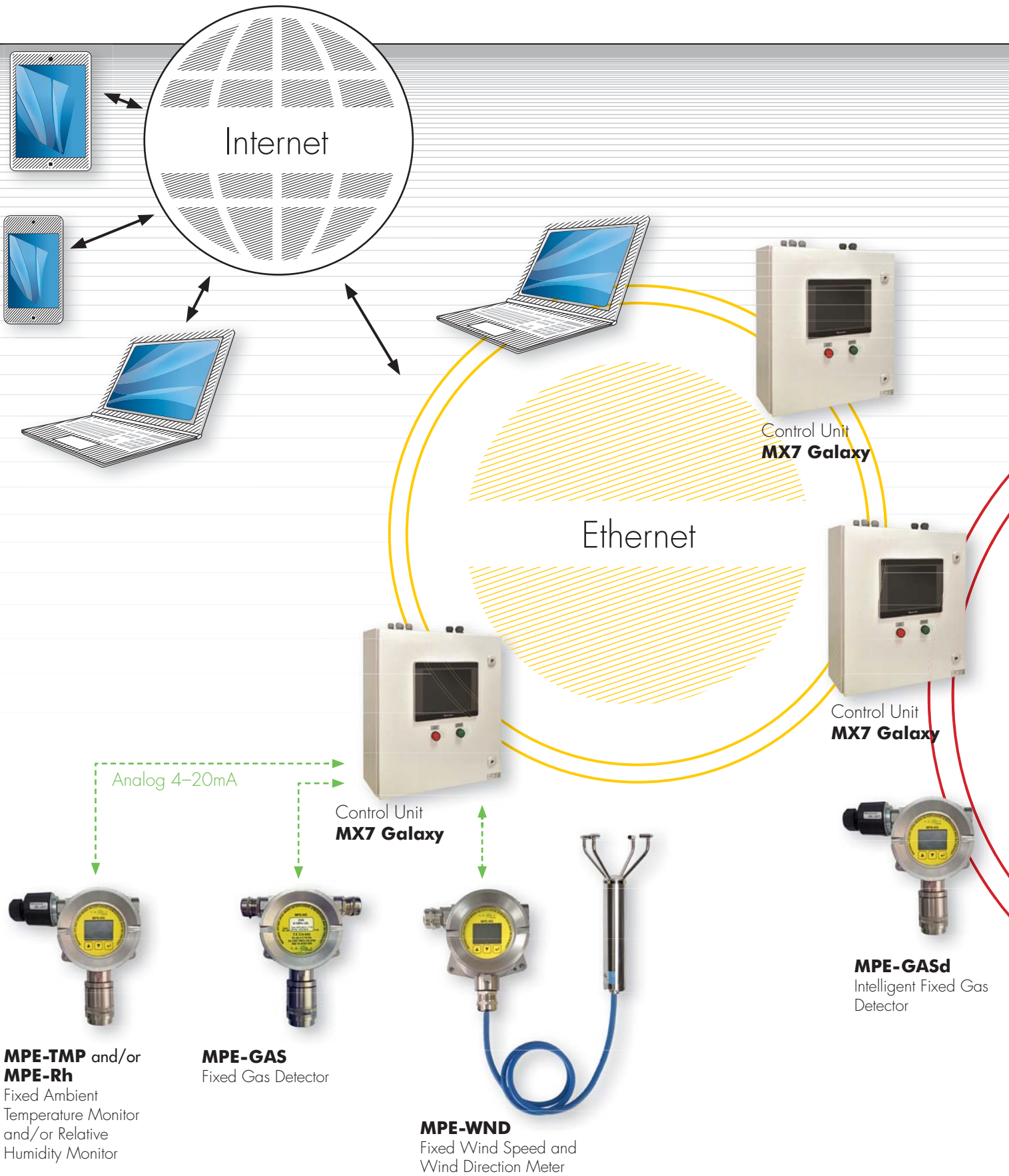
G A L A X Y



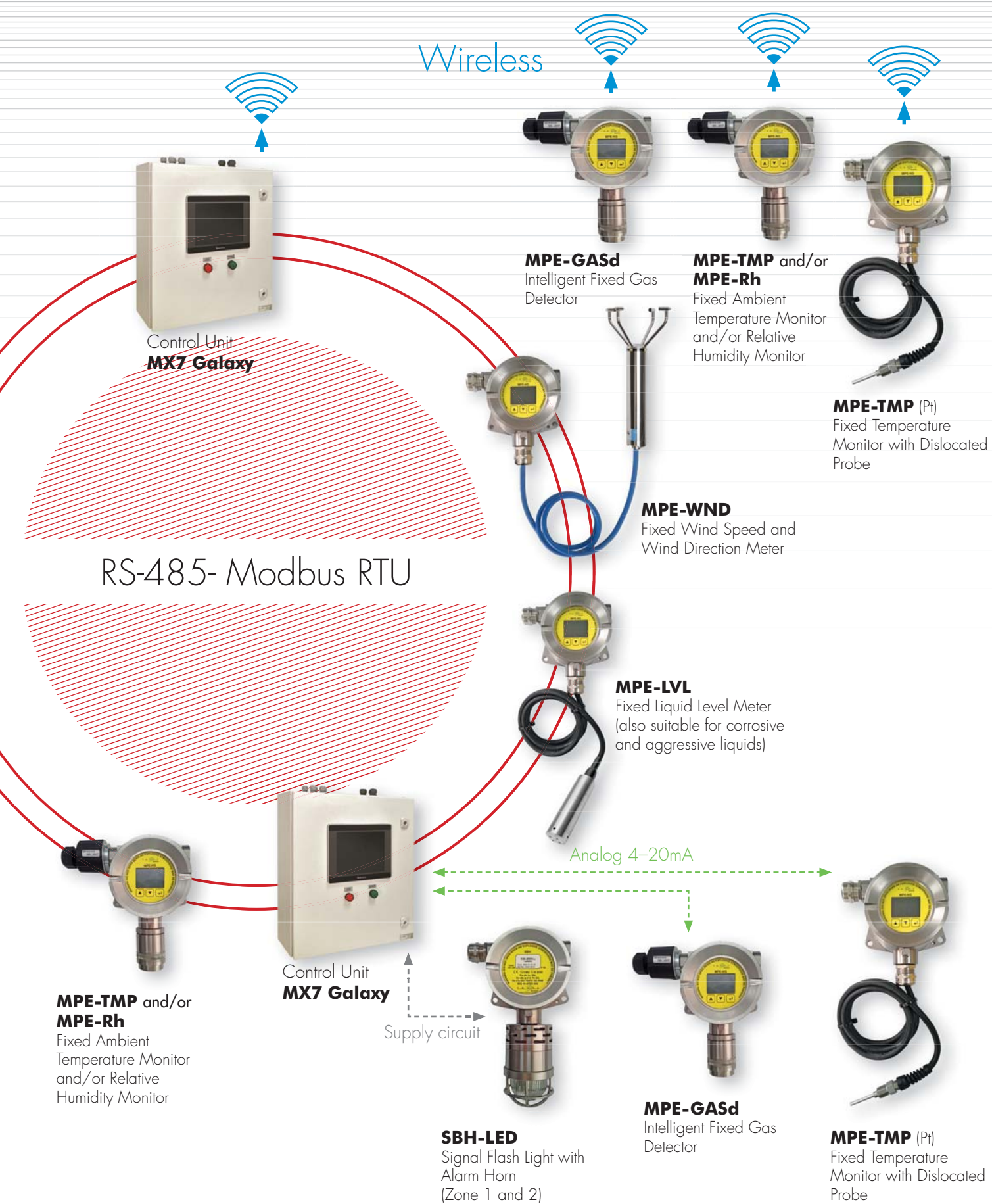
CONTROL SYSTEMS

GAS DETECTION & TECHNOLOGICAL PRODUCTS

- CONTROL UNITS
- FIXED GAS DETECTORS
- MEASUREMENTS DEVICES
- AUDIO/VISUAL DEVICES
- WIRELESS TECHNOLOGY
- SYSTEMS & CUSTOM SOLUTIONS



GALAXY CONTROL SYSTEMS



Wireless

Control Unit
MX7 Galaxy

RS-485- Modbus RTU

MPE-GASd
Intelligent Fixed Gas
Detector

**MPE-TMP and/or
MPE-Rh**
Fixed Ambient
Temperature Monitor
and/or Relative
Humidity Monitor

MPE-TMP (Pt)
Fixed Temperature
Monitor with Dislocated
Probe

MPE-WND
Fixed Wind Speed and
Wind Direction Meter

MPE-LVL
Fixed Liquid Level Meter
(also suitable for corrosive
and aggressive liquids)

Analog 4-20mA

Control Unit
MX7 Galaxy

Supply circuit

**MPE-TMP and/or
MPE-Rh**
Fixed Ambient
Temperature Monitor
and/or Relative
Humidity Monitor

SBH-LED
Signal Flash Light with
Alarm Horn
(Zone 1 and 2)

MPE-GASd
Intelligent Fixed Gas
Detector

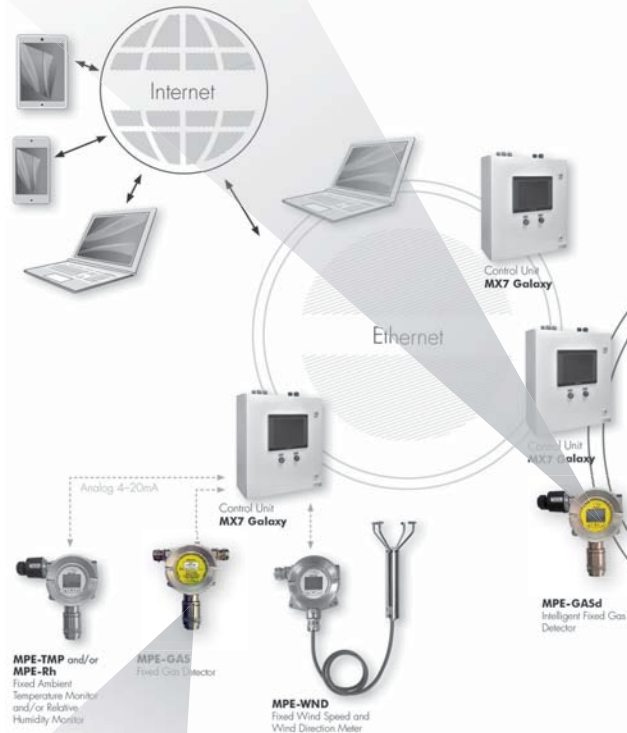
MPE-TMP (Pt)
Fixed Temperature
Monitor with Dislocated
Probe

MPE-GASd

- Intelligent Fixed Gas Detector
- 4–20mA current output
- Optional RS-485 Modbus RTU communication
- Optional wireless communication
- Flameproof enclosure, direct entry
- Optional connection via Ex e adapter

Equipped with local display.
 Easy operation and maintenance.
 Wide range of sensors.
 Corrosion resistant stainless steel housing.

Gases Detected: combustible, toxic, O₂, CO₂
Sensor Technologies: infrared (IR), catalytic, electrochemical, semiconductor
Power In/Output: 16–32VDC / 4–20mA, RS485 Modbus RTU, RF transceiver
Approvals: ATEX, IECEx, CE




MPE-GAS

- Fixed Gas Detector
- 4–20mA analog output

Basic (low cost) detector for industrial applications.
 Easy operation and maintenance.
 Wide range of sensors.
 Corrosion resistant stainless steel housing.
 Flameproof enclosure, direct entry.

Gases Detected: combustible, toxic, O₂, CO₂
Sensor Technologies: infrared (IR), catalytic, electrochemical, semiconductor
Power In/Output: 16–32VDC / 4–20mA
Approvals: ATEX, IECEx, CE





MPE-TMP and/or MPE-Rh

Fixed Ambient Temperature Monitor and/or Relative Humidity Monitor

4–20mA current output

Optional RS-485 Modbus RTU communication

Optional wireless communication

Flameproof enclosure, direct entry

Optional connection via Ex e adapter

Equipped with local display.

Pre-calibrated sensor.

Corrosion resistant stainless steel housing.

Current output version – option temperature monitoring or relative humidity monitoring.


Option RS-485 RTU communication, monitoring of temperature and relative humidity (T and Rh).

Measurement: Temperature (-20÷+70°C/±0,5°C), relative humidity (0–100%Rh/±2%Rh)

Sensor Technologies: fully calibrated silicon sensor chip

Power In/Output: 16–32VDC / 4–20mA, RS485 Modbus RTU, RF transceiver

Approvals: ATEX, IECEx, CE



MPE-TMP (Pt)

Fixed Temperature Monitor with Dislocated Probe

4–20mA current output

Optional RS-485 Modbus RTU communication

Optional wireless communication

Flameproof enclosure, direct entry

Optional connection via Ex e adapter

Equipped with local display.

Corrosion resistant stainless steel housing.

Measurement: Temperature (-20÷+200°C/±0,1°C)

Sensor Technologies: Pt1000

Power In/Output: 16–32VDC / 4–20mA, RS485 Modbus RTU, RF transceiver

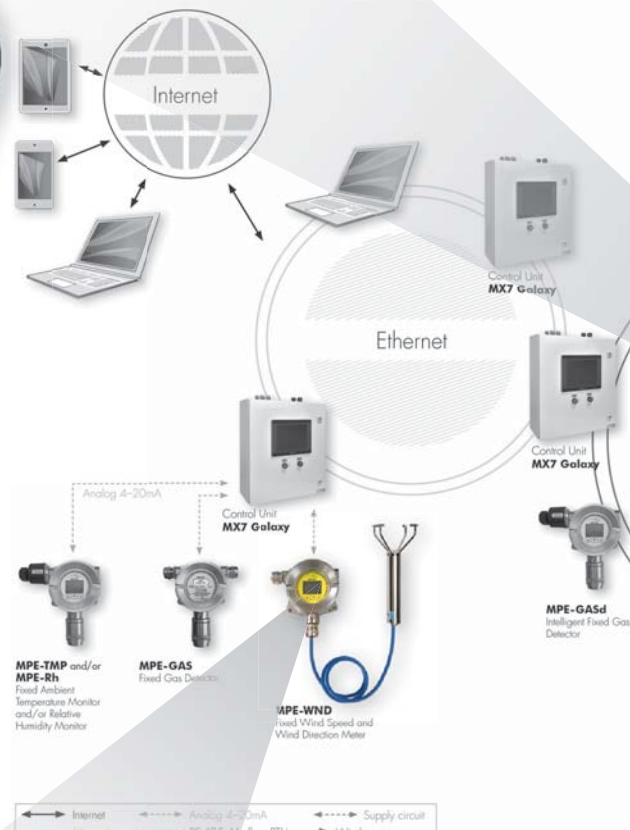
Approvals: ATEX, IECEx, CE

MPE-LVL

Fixed Liquid Level Meter (also suitable for corrosive and aggressive liquids)
 4–20mA current output
 Optional RS-485 Modbus RTU communication
 Optional wireless communication
 Flameproof enclosure, direct entry
 Optional connection via Ex e adapter
 Measuring probe suitable for Zone 0; IP68

Equipped with local display.
 Corrosion resistant stainless steel housing.

Measurement: on request, up to 300m
Sensor Technologies: Piezzo-resistive Pressure Level Sensor
Power In/Output: 16–32VDC / 4–20mA, RS485 Modbus RTU, RF transceiver



MPE-WND

Fixed Wind Speed and Wind Direction Meter
 4–20mA current output (one type measurement)
 Optional RS-485 Modbus RTU communication
 Optional wireless communication
 Flameproof enclosure, direct entry
 Optional connection via Ex e adapter

Measuring probe suitable for Zone 0

Equipped with local display.
 Corrosion resistant stainless steel housing.

Measurement: wind speed 0–75m/s, wind direction 0–359°
Sensor Technologies: solid-state ultrasonic anemometer
Power In/Output: 16–32VDC / 4–20mA, RS485 Modbus RTU, RF





Control Unit MX7 Galaxy

Galaxy is integrated Control and Alarm System, microprocessor controlled, mainly used for gas and flame detection. Redundant processor offers high system reliability and stable communication with existing supervisory and control systems.

Communication interfaces:

- 1x Ethernet 100/10
- 1x RS-485/Modbus
- 1x RS-485/slave Modbus
- RF transmission (optional)


Input/output:

- RS-485 Modbus RTU
- 4–20mA analog inputs
- digital inputs
- relays outputs (up to 16 – programmable)

Supply: – 100–240VAC with optional 48h battery back up

Features:

- Up to 64 channels per unit (via RS-485 or locally 4–20mA input)
- TCP/IP or USB datalogging and system configuring
- Industrial wall mounted stainless steel housing with 10" TFT screen
- Easy system expansion



SBH-LED

Signal Flash Light with Alarm Horn (Zone 1 and 2)

Flameproof enclosure, direct entry
Optional connection via Ex e adapter

Industrial applications.
Corrosion resistant stainless steel housing.

Flash light: LED (red, green, amber, blue)
Buzzer: Piezzo 105 dB
Power In/Output: 12–50VDC(AC) / 95–250VAC

G A L A X Y



TEVEL, d. o. o.

Borovniško naselje 7, 1412 Kisovec
Slovenia – Europe

Phone +386 3 5672050

Fax +386 3 5671119

Email info@tevel.si

www.tevel.si

